


Valid from 17 May to 12 December 2026

Train times



7 Hereford to Birmingham


Hereford – Malvern – Worcester – Droitwich – Birmingham




National Rail Enquiries

03457 48 49 50
nationalrail.co.uk

Live travel updates

 @WestMidRailway
For help, advice and travel updates

 /WestMidsRailway

 @westmidlandsrailway
For the latest offers and news



Useful information

Plan online

To make sure you have the most accurate train times, it's always best to plan your journey using a journey planner. We have them on our website and app, at our staffed stations and over the phone.

Bring your bike

There is space for at least one bike onboard our services, and you do not need to make a reservation in advance. These are allocated on a first come, first served basis, and if the train is quiet, the Senior Conductor may allow more bikes onboard.

Travelling with a bike to or from London Euston?

Please be aware that on weekdays, only folding bikes are allowed on trains arriving at London Euston between 0700–1000, and departing between 1600–1900.

Getting assistance at the station

We can help with planning your journey, getting on and off our trains, moving around the station, assisting with luggage and purchasing tickets. Call us on 0800 024 8998 or use the Passenger Assist app and we'll make the arrangements. We recommend that you book at least two hours before your journey - this ensures our staff can offer you the best service and notify you if anything is likely to disrupt your journey.

Before you travel

We may be required to make some changes to the timetable, therefore we would recommend that you check your journey before travelling. You can check train times on the WMR app, at wmr.uk/plan, or by calling National Rail Enquiries on 03457 48 49 50.

On The Rails Podcast

In our podcast, we discuss a variety of topics, from timing ticket purchases perfectly to top travel tips, as well as conversations with colleagues and celebrity guests. Please visit wmr.uk/podcast to listen.

West Midlands Railway Customer Relations

You can get in touch with our customer relations team between 0700–1900 on weekdays, and 0800–1600 at weekends.

web: wmr.uk/contact-us
tel: 0333 311 0039 (standard call rates)
post: Freepost West Midlands Railway Customer Relations
facebook: [/WestMidsRailway](https://www.facebook.com/WestMidsRailway)
x: [@WestMidRailway](https://twitter.com/WestMidRailway)

Transport Focus

web: transportfocus.org.uk
email: advice@transportfocus.org.uk
x: [@transportfocus](https://twitter.com/transportfocus)
tel: 0300 123 2350
post: Freepost TRANSPORT FOCUS
77 Timothys Bridge Road
Stratford Enterprise Park
STRATFORD-UPON-AVON
CV37 9BG

Have your say

We are always striving to do more to improve our train service and want to know what is important to you; what we are doing well and where we may need to have a rethink. There are multiple ways in which you can provide us with your feedback and see the actions we are taking.

- Join our customer panel, your chance to hold us to account and keep us on track wmr.uk/customer-panel
- Our Post Travel Feedback enables you to provide invaluable feedback when travelling with us wmr.uk/yourjourney
- Your chance to speak to our experts and ask your questions wmr.uk/whistle-stop-tour
- Take a look at some of the improvements we have made thanks to your feedback wmr.uk/you-said-we-did

Improvement works

From time to time it is essential to undertake improvement works. Everyone's journey is different – please check before you travel, especially if you are travelling late at night or at the weekend. The latest updated information is available at nationalrail.co.uk

Off-Peak travel

Certain Off-Peak tickets are not valid on services departing London Euston 1649–1900 or departing Birmingham 1635–1800 Mondays to Fridays. Please check before you travel.

Bank Holidays

Generally, a Saturday level of service applies on Bank Holidays, except for Christmas Day and Boxing Day. Please double check ahead of each bank holiday at wmr.uk/plan

Valid from 18 May to 11 December 2026

Mondays to Fridays

	GW	GW	XC		XC	GW	XC		GW	XC	XC		GW	XC								
➔ Birmingham Moor Street d			0557		0627		0657		0727		0757		0827		0857							
➔ Birmingham Snow Hill d			0601		0631		0701		0731		0801		0831		0901							
➔ Birmingham New St d				0642		0700	0720		0730		0742		0800		0930							
§ University d						0706	0726		0737				0806		0937							
Barnt Green d							0738						0816									
➔ Bromsgrove d													0822									
➔ Stourbridge Junction d			0631		0658		0727		0757		0827		0857		0927							
Hagley d			0635		0701		0731		0801		0831		0901		0931							
Blakedown d			0638		0704		0735		0804		0834		0904		0934							
➔ Kidderminster d			0643		0709		0740		0809		0839		0909		0939							
Hartlebury d			0648				0745				0844				0944							
Droitwich Spa a			0656		0720	0730	0754	0759		0820	0831	0852		0920	0924	0952						
Droitwich Spa d			0656		0721	0732	0754	0800		0821	0832	0853		0921	0925	0953						
➔ Worcestershire Parkway a				0711				0758		0811			0858	0913		0950						
➔ Worcestershire Parkway d	0607								0811				0856			0950						
➔ Worcester Shrub Hill a					0728				0822		0828	0839		0904		0958						
➔ Worcester Shrub Hill d	0556	0628	0641		0733				0823		0833	0850		0915	0933	0945	0959	1017				
➔ Worcester Foregate St a	0558	0630	0643	0705		0735	0740	0804	0810		0825	0835	0852	0917		0935	0933	0947	1001	1002	1019	
➔ Worcester Foregate St d	0559	0631				0742	0804		0826		0853		0918		0934		1002					
Malvern Link d	0607	0639				0752	0814		0835		0902		0927		0943		1012					
Great Malvern d	0610	0642				0801	0816		0838		0905		0929		0946		1014					
Colwall d	0616	0648				0806					0911				0952							
Ledbury d	0622	0654				0812					0917				1000							
➔ Hereford a	0642	0714				0830					0934				1017							

	XC	GW	GW	XC	XC		GW	GW	XC	XC		GW	GW	XC	XC		GW					
➔ Birmingham Moor Street d	0927		0957			1027		1057			1127		1157			1227		1257				
➔ Birmingham Snow Hill d	0931		1001			1031		1101			1131		1201			1231		1301				
➔ Birmingham New St d	0942		0950		1030	1042		1050		1130	1142		1150		1230	1242		1250				
§ University d			0956		1037			1056		1137			1156		1237			1256				
Barnt Green d																						
➔ Bromsgrove d			1012					1112					1212					1312				
➔ Stourbridge Junction d	0957		1027			1057		1127				1157		1227			1257	1327				
Hagley d	1001		1031			1101		1131				1201		1231			1301	1331				
Blakedown d	1004		1034			1104		1134				1204		1234			1304	1334				
➔ Kidderminster d	1009		1039			1109		1139				1209		1239			1309	1339				
Hartlebury d			1044					1144						1244				1344				
Droitwich Spa a	1020	1024		1052			1120	1124	1152			1220	1224	1252			1320	1324	1352			
Droitwich Spa d	1021	1025		1053			1121	1125	1153			1221	1225	1253			1321	1325	1353			
➔ Worcestershire Parkway a	1012				1058	1111				1158	1212				1258	1311						
➔ Worcestershire Parkway d			1052						1151					1254								1349
➔ Worcester Shrub Hill a	1029		1059				1128		1200			1228			1301		1328		1357			
➔ Worcester Shrub Hill d	1033		1100		1119		1133		1201	1219		1233			1322		1333		1358			
➔ Worcester Foregate St a	1035	1033	1102	1102	1121		1135	1133	1202	1203	1221		1235	1233	1302	1324		1335	1333	1400	1402	
➔ Worcester Foregate St d		1034	1103				1134	1204					1234						1334	1401		
Malvern Link d		1043	1112				1143	1213					1243						1343	1410		
Great Malvern d		1046	1114				1146	1216					1246						1346	1414		
Colwall d		1052					1152	1222					1252						1352	1420		
Ledbury d		1100					1200	1229					1300						1400	1427		
➔ Hereford a		1117					1217	1248					1317						1417	1443		

	GW	XC	XC		GW	GW	XC	XC		GW	GW	XC	XC		GW	XC	XC						
➔ Birmingham Moor Street d			1327		1357			1427		1457			1527	1557			1627						
➔ Birmingham Snow Hill d			1331		1401			1431		1501			1531	1601			1631						
➔ Birmingham New St d	1330	1342		1350		1430	1442		1450			1530	1542	1550		1620	1630	1642		1650			
§ University d	1337			1356		1437			1456			1537		1556		1626	1637			1656			
Barnt Green d																							
➔ Bromsgrove d				1412					1512					1611		1642					1712		
➔ Stourbridge Junction d			1357		1427			1457		1527				1557	1627						1657		
Hagley d			1401		1431			1501		1531				1601	1631						1701		
Blakedown d			1404		1434			1504		1534				1604	1634						1704		
➔ Kidderminster d			1409		1439			1509		1539				1609	1639						1709		
Hartlebury d					1444					1544				1614	1644								
Droitwich Spa a			1420	1424		1452		1520	1524	1552			1619	1624	1652		1656				1720	1724	
Droitwich Spa d			1421	1425		1453		1521	1525	1553			1620	1624	1653		1657				1721	1725	
➔ Worcestershire Parkway a	1358	1412				1458	1511					1558	1614										
➔ Worcestershire Parkway d					1450					1551						1652							
➔ Worcester Shrub Hill a			1428		1457			1528		1559				1627		1700	1705					1728	
➔ Worcester Shrub Hill d	1416		1433		1458		1523		1533		1601	1618		1631		1701						1733	
➔ Worcester Foregate St a	1418		1435	1433	1500	1502	1525		1535	1533	1602	1603	1620		1634	1633	1702	1704				1735	1734
➔ Worcester Foregate St d			1434						1534		1604			1634									1734
Malvern Link d			1443						1543		1613			1643									1743
Great Malvern d			1446						1546		1615			1646									1746
Colwall d			1452						1552		1617			1652									1752
Ledbury d			1500						1600					1700									1800
➔ Hereford a			1517						1617					1717									1819

Notes & Symbols

- ➔ PlusBus add-on tickets available
- ➔ Connection with West Midlands Metro
- § Station for Queen Elizabeth Medical Centre and the University of Birmingham

Services operated by West Midlands Railway unless otherwise shown

GW Service operated by Great Western Railway
 XC Service operated by CrossCountry.
 Passengers will need to hold a valid ticket for travel by these services.
 Tickets shown WMR/LNR services only are not valid.

- a Arrival time
- d Departure time

Valid from 18 May to 11 December 2026

Mondays to Fridays

	GW	XC	GW	GW	XC	GW	XC	XC	GW	GW	XC	GW	GW	GW				
➔ Birmingham Moor Street d		1657				1727			1757		1827	1857		1927	1957			
➔ Birmingham Snow Hill d		1701				1731			1801		1831	1901		1931	2001			
➔ Birmingham New St d	1720		1730		1742		1750	1820		1830	1842		1850		1930	1950		
§ University d	1726		1737				1756	1826		1837			1856		1937	1956		
➔ Barnet Green d																		
➔ Bromsgrove d	1742												1912					
➔ Stourbridge Junction d		1727				1757			1827			1857		1927		1957	2031	
Hagley d		1731				1801			1831			1901		1931		2001	2035	
Blakedown d		1734				1804			1834			1904		1934		2004	2038	
➔ Kidderminster d		1739				1809			1839			1909		1939		2009	2043	
Hartlebury d		1744							1844					1944			2048	
Droitwich Spa a	1751	1756				1820	1824	1851	1856			1920	1924	1956		2020	2024	2056
Droitwich Spa d	1753	1758				1821	1825	1851	1857			1921	1925	1957		2021	2025	2056
➔ Worcestershire Parkway a			1758			1812				1858	1912				1958			
➔ Worcestershire Parkway d	1730			1803					1857				1925			2001		2054
➔ Worcester Shrub Hill a	1737	1801		1810		1828			1904			1929		1932		2008		2102
➔ Worcester Shrub Hill d	1745			1811	1820	1833			1906			1924		1936		2009	2019	2104
➔ Worcester Foregate St a	1747		1807	1813	1822	1835	1833	1902	1908	1909		1926	1934	1938	2006	2011	2021	2106
➔ Worcester Foregate St d				1814		1834	1902	1910						1941			2022	2107
Malvern Link d				1824		1843	1912	1922						1950			2031	2116
Great Malvern d				1826		1846	1915	1925						1953			2033	2118
Colwall d						1852	1920							1959				2053
Ledbury d						1900	1926							2007				2100
➔ Hereford a						1917	1943							2023				2117

	XC	GW	XC	GW	GW						
➔ Birmingham Moor Street d	2027		2057	2127	2157	2227	2257				
➔ Birmingham Snow Hill d	2031		2101	2131	2201	2231	2300				
➔ Birmingham New St d	2030	2100		2130	2200	2230	2300				
§ University d	2037	2106		2137	2206		2306				
➔ Barnet Green d											
➔ Bromsgrove d		2122			2221		2320				
➔ Stourbridge Junction d	2101		2131	2201	2231	2301	2331				
Hagley d	2105		2135		2235		2334				
Blakedown d	2108		2138		2238		2337				
➔ Kidderminster d	2113		2143	2209	2243	2309	2342				
Hartlebury d			2148		2248		2347				
Droitwich Spa a	2124	2131	2156	2220	2230	2256	2311s	2320	2329	2355	
Droitwich Spa d	2124	2137	2156	2221	2232	2256		2321	2330	2356	
➔ Worcestershire Parkway a	2058			2158							
➔ Worcestershire Parkway d			2152		2250					2354	
➔ Worcester Shrub Hill a	2131	2159	2204	2228	2241	2257	2304	2329	2337	0001	0005
➔ Worcester Shrub Hill d	2137		2200	2233	2258						
➔ Worcester Foregate St a	2139	2146	2202	2235	2300	2324					
➔ Worcester Foregate St d		2148	2203		2301						
Malvern Link d		2157	2212		2310						
Great Malvern d		2201	2227		2313						
Colwall d		2206	2233								
Ledbury d		2217	2240								
➔ Hereford a		2233	2256								

Notes & Symbols

- ➔ PlusBus add-on tickets available
- ➔ Connection with West Midlands Metro
- § Station for Queen Elizabeth Medical Centre and the University of Birmingham

Services operated by West Midlands Railway unless otherwise shown

GW Service operated by Great Western Railway

XC Service operated by CrossCountry.

Passengers will need to hold a valid ticket for travel by these services.

Tickets shown WMR/LNR services only are not valid.

- a Arrival time
- d Departure time
- s Stops to set down only

Valid from 23 May to 12 December 2026

Saturdays

	GW	XC	GW	GW	XC	XC	XC	GW	GW	XC	GW	GW	XC	XC
Birmingham Moor Street d							0726	0756			0827		0857	0927
Birmingham Snow Hill d		0601		0701			0731	0801			0831		0901	0931
Birmingham New St d			0642	0650			0730	0742		0750		0830	0850	0930
§ University d				0656			0737			0756		0837	0856	0942
Barnt Green d														0937
Bromsgrove d				0712						0812			0912	
Stourbridge Junction d		0631			0727			0757		0827			0857	0927
Hagley d		0635			0731			0801		0831			0901	1001
Blakedown d		0638			0734			0804		0834			0904	1004
Kidderminster d		0643			0739			0809		0839			0909	1009
Hartlebury d		0648			0744					0844				0944
Droitwich Spa a		0656		0721	0752			0820	0824	0852			0920	0924
Droitwich Spa d		0656		0722	0753			0821	0825	0853			0921	0925
Worcestershire Parkway a			0711				0758	0811			0858		0911	0925
Worcestershire Parkway d						0755					0904			0952
Worcester Shrub Hill a						0802			0829			0911	0928	1000
Worcester Shrub Hill d	0534	0556	0630		0728	0804					0912	0919	0933	1001
Worcester Foregate St a	0537	0558	0632	0705	0730	0731	0806		0833	0902	0914	0921	0935	0933
Worcester Foregate St d	0541	0600	0634		0734	0807			0834		0915		0934	1004
Malvern Link d	0550	0609	0643		0743	0816			0843		0924		0943	1013
Great Malvern d	0552	0611	0646		0746	0818			0846		0926		0946	1016
Colwall d			0652		0752				0852				0952	
Ledbury d			0700		0800				0900				1000	
Hereford a			0717		0817				0917				1017	

	GW	GW	XC	XC	GW	GW	XC	XC	GW	GW	XC	XC	GW	GW	XC
Birmingham Moor Street d	0957				1027		1057		1127		1157		1227		1257
Birmingham Snow Hill d	1001				1031		1101		1131		1201		1231		1301
Birmingham New St d	0950			1030	1042		1050		1130	1142		1150		1230	1242
§ University d	0956			1037		1056			1137		1156		1237		1256
Barnt Green d															
Bromsgrove d	1012					1112					1212			1312	
Stourbridge Junction d		1027			1057		1127			1157		1227		1257	1327
Hagley d		1031			1101		1131			1201		1231		1301	1331
Blakedown d		1034			1104		1134			1204		1234		1304	1334
Kidderminster d		1039			1109		1139			1209		1239		1309	1339
Hartlebury d		1044					1144					1244			1344
Droitwich Spa a	1024	1052			1120	1124	1152			1220	1224	1252		1320	1324
Droitwich Spa d	1025	1053			1121	1125	1153			1221	1225	1253		1321	1325
Worcestershire Parkway a			1058	1111				1158	1211				1258	1311	
Worcestershire Parkway d			1052			1150						1252			1350
Worcester Shrub Hill a		1059			1128	1157			1228			1259		1328	1357
Worcester Shrub Hill d		1110	1116		1133	1158		1216	1233		1310	1317		1333	1358
Worcester Foregate St a	1033	1102	1112	1119	1135	1133	1200	1202	1219	1235	1233	1302	1312	1319	1335
Worcester Foregate St d	1034		1113			1134	1201				1234	1313			1334
Malvern Link d	1043		1122			1143	1210				1243	1322			1343
Great Malvern d	1046		1124			1146	1213				1246	1325			1346
Colwall d	1052					1152	1219				1252				1352
Ledbury d	1100					1200	1227				1300				1400
Hereford a	1117					1217	1244				1317				1417

	XC	GW	GW	XC	XC	GW	GW	XC	XC	GW	GW	XC	XC
Birmingham Moor Street d	1327		1357			1427		1457		1527		1557	
Birmingham Snow Hill d	1331		1401			1431		1501		1531		1601	
Birmingham New St d	1342		1350			1430	1442	1450		1530	1542	1550	
§ University d			1356			1437		1456		1537		1556	
Barnt Green d													
Bromsgrove d			1412					1512				1612	
Stourbridge Junction d		1357		1427			1457	1527			1557		1627
Hagley d		1401		1431			1501	1531			1601		1631
Blakedown d		1404		1434			1504	1534			1604		1634
Kidderminster d		1409		1439			1509	1539			1609		1639
Hartlebury d				1444				1544					1644
Droitwich Spa a		1420	1424	1452			1520	1524	1552			1620	1624
Droitwich Spa d		1421	1425	1453			1521	1525	1553			1621	1625
Worcestershire Parkway a	1411				1458	1511				1558	1611		
Worcestershire Parkway d				1454					1555				1652
Worcester Shrub Hill a		1428		1501			1528	1602			1628	1659	
Worcester Shrub Hill d		1433		1509	1521		1533	1603	1615		1633	1700	1720
Worcester Foregate St a		1435	1433	1502	1511	1525	1535	1533	1602	1605	1618	1635	1633
Worcester Foregate St d			1434					1534	1606			1634	1703
Malvern Link d			1443					1543	1615			1643	1712
Great Malvern d			1446					1546	1617			1646	1714
Colwall d			1452					1552				1652	
Ledbury d			1500					1600				1700	
Hereford a			1517					1617				1717	

Notes & Symbols

- ➔ PlusBus add-on tickets available
- 🚆 Connection with West Midlands Metro
- § Station for Queen Elizabeth Medical Centre and the University of Birmingham

Services operated by West Midlands Railway unless otherwise shown
 GW Service operated by Great Western Railway
 XC Service operated by CrossCountry.
 Passengers will need to hold a valid ticket for travel by these services.
 Tickets shown WMR/LNR services only are not valid.

- a Arrival time
- d Departure time

Valid from 23 May to 12 December 2026

Saturdays

	GW	GW	XC	XC	GW	GW	XC	XC	GW	GW	XC	GW	XC	GW
➔ Birmingham Moor Street d					1727				1757			1827		1857
➔ Birmingham Snow Hill d					1731				1801			1831		1901
➔ Birmingham New St d			1730	1742		1750			1830	1842		1850		1930
§ University d			1737			1756			1837			1856		1937
Barnet Green d														
➔ Bromsgrove d						1812								
➔ Stourbridge Junction d					1757				1827			1857		1927
Hagley d					1801				1831			1901		1931
Blakedown d					1804				1834			1904		1934
➔ Kidderminster d					1809				1839			1909		1939
Hartlebury d									1844					1944
Droitwich Spa a					1820	1824			1852			1920	1924	1952
Droitwich Spa d					1821	1825			1853			1921	1925	1953
➔ Worcestershire Parkway a			1758	1812					1858	1911				1958
➔ Worcestershire Parkway d	1752							1850				1955		2051
➔ Worcester Shrub Hill a	1759				1828			1857				1928		2002
➔ Worcester Shrub Hill d	1810	1816			1833			1858		1920		1933		2007
➔ Worcester Foregate St a	1812	1819			1835	1833	1900	1902	1923			1935	1933	2002
➔ Worcester Foregate St d	1813				1834	1901						1934	2002	2010
Malvern Link d	1826				1843	1910						1943	2031	2019
Great Malvern d	1829				1846	1913						1946	2033	2021
Colwall d					1852	1919						1952		2022
Ledbury d					1900	1927						2000		2033
➔ Hereford a					1917	1943						2021		2021

GW

➔ Birmingham Moor Street d	2057	2127		2158	2227	2241
➔ Birmingham Snow Hill d	2101	2131		2201	2231	2300
➔ Birmingham New St d			2221			
§ University d			2227			
Barnet Green d						
➔ Bromsgrove d			2242			
➔ Stourbridge Junction d	2127	2201		2231	2302	2331
Hagley d	2131	2205		2235		2334
Blakedown d	2134	2208		2238		2337
➔ Kidderminster d	2139	2213		2243	2310	2342
Hartlebury d	2144			2248		2347
Droitwich Spa a	2156	2224	2251	2256	2321	2355
Droitwich Spa d	2158	2224	2251	2257	2321	2356
➔ Worcestershire Parkway a						
➔ Worcestershire Parkway d					2359	
➔ Worcester Shrub Hill a		2232		2305	2329	0006 0006
➔ Worcester Shrub Hill d						
➔ Worcester Foregate St a	2208			2300		
➔ Worcester Foregate St d				2301		
Malvern Link d				2310		
Great Malvern d				2313		
Colwall d						
Ledbury d						
➔ Hereford a						

Notes & Symbols

- ➔ PlusBus add-on tickets available
- ➔ Connection with West Midlands Metro
- § Station for Queen Elizabeth Medical Centre and the University of Birmingham

Services operated by West Midlands Railway unless otherwise shown

GW Service operated by Great Western Railway

XC Service operated by CrossCountry.

Passengers will need to hold a valid ticket for travel by these services. Tickets shown WMR/LNR services only are not valid.

- a Arrival time
- d Departure time

Valid from 17 May to 6 December 2026

Sundays

	GW	GW	XC	GW	GW	GW	XC	GW	GW	GW	XC	
➔ Birmingham Moor Street d	0925		1017		1117		1217		1317		1417	1517
➔ Birmingham Snow Hill d	0929		1022		1122		1222		1322		1422	1522
➔ Birmingham New St d		1000		1100	1200		1300		1400		1500	1530
§ University d		1007		1107	1207		1307		1407		1507	1537
Barnt Green d		↓		↓	↓		↓		↓		↓	↓
➔ Bromsgrove d		1020		1120	1220		1320		1420		1520	↓
➔ Stourbridge Junction d	0955		1047		1148		1248		1347		1447	1547
Hagley d	0958		1051		1152		1252		1351		1451	1551
Blakedown d		↓	1054		1155		1255		↓		1454	↓
➔ Kidderminster d	1004		1059		1200		1300		1357		1459	1557
Hartlebury d	1010		↓		1205		↓		1402		↓	1602
Droitwich Spa a	1018	1029	1111	1129	1213	1231	1311	1330	1410	1430	1510	1530
Droitwich Spa d	1018	1029	1112	1129	1214	1232	1311	1331	1410	1431	1511	1531
➔ Worcestershire Parkway a		↓		1139		↓		1358		↓		1558
➔ Worcestershire Parkway d	0952		1052		1152		1252		1352		1452	1551
➔ Worcester Shrub Hill a	0959	1026	1037	1059	1120	1159	1239	1259	1359		1459	1538
➔ Worcester Shrub Hill d	0900	1000	1031	1042	1100	1132	1200	1247	1300	1318	1400	1500
➔ Worcester Foregate St a	0902	1002	1033	1045	1102	1134	1202	1223	1249	1302	1320	1339
➔ Worcester Foregate St d	0903	1003	1046	1103			1203	1250	1303		1403	1444
Malvern Link d	0911	1012	1054	1112			1212	1258	1312		1412	1453
Great Malvern d	0914	1015	1057	1114			1228	1301	1315		1429	1456
Colwall d	0920		1103				1233	1307			1434	1502
Ledbury d	0926		1109				1241	1313			1446	1508
➔ Hereford a	0943		1126				1257	1331			1502	1525

	GW	GW	GW	XC	GW	GW	GW	XC	GW	GW	GW	
➔ Birmingham Moor Street d	1617		1702		1717		1818		1918		2018	2142
➔ Birmingham Snow Hill d	1622		1707		1722		1822		1922		2022	2145
➔ Birmingham New St d	1600		1700		1730		1800		1900		1930	2000
§ University d	1607		1707		1737		1807		1907		1937	2007
Barnt Green d		↓			↓		↓		↓		↓	↓
➔ Bromsgrove d	1620		1720				1820		1920		2020	2120
➔ Stourbridge Junction d		1647		1725		1747		1847		1947		2047
Hagley d		1651		1729		1751		1851		1951		2051
Blakedown d		1654		↓		↓		1854		↓		↓
➔ Kidderminster d		1659		1735		1757		1859		1957		2057
Hartlebury d		↓		↓		1803		↓		2002		↓
Droitwich Spa a	1630	1710	1730	1746		1811	1830	1910	1930	2011	2030	2108
Droitwich Spa d	1631	1710	1731	1746		1811	1831	1911	1931	2012	2031	2109
➔ Worcestershire Parkway a		↓		1758		↓		1958		↓		2153
➔ Worcestershire Parkway d		1652		↓	1752		↓	1951		↓	2056	↓
➔ Worcester Shrub Hill a	1638	1659		1754	1759		1840	1859	1919	1938	1959	2020
➔ Worcester Shrub Hill d	1650	1700		1718	1800		1848	1900	1916	1947	2000	2106
➔ Worcester Foregate St a	1652	1702	1719	1720	1739	1802	1821	1850	1902	1918	1949	2002
➔ Worcester Foregate St d	1653	1703			1803		1851	1903	1950	2003	2109	2151
Malvern Link d	1701	1712			1812		1859	1912	1958	2012	2118	2159
Great Malvern d	1704	1716			1815		1902	1915	2001	2014	2125	2202
Colwall d	1710						1908		2007		2131	2208
Ledbury d	1716						1914		2014		2138	2214
➔ Hereford a	1733						1931		2031		2154	2231

GW

➔ Birmingham Moor Street d	2251
➔ Birmingham Snow Hill d	2255
➔ Birmingham New St d	↓
§ University d	↓
Barnt Green d	↓
➔ Bromsgrove d	↓
➔ Stourbridge Junction d	2322
Hagley d	2325
Blakedown d	↓
➔ Kidderminster d	2331
Hartlebury d	↓
Droitwich Spa a	2342
Droitwich Spa d	2343
➔ Worcestershire Parkway a	↓
➔ Worcestershire Parkway d	2351
➔ Worcester Shrub Hill a	2353 2359
➔ Worcester Shrub Hill d	
➔ Worcester Foregate St a	
➔ Worcester Foregate St d	
Malvern Link d	
Great Malvern d	
Colwall d	
Ledbury d	
➔ Hereford a	

Notes & Symbols

- ➔ PlusBus add-on tickets available
- ➔ Connection with West Midlands Metro
- § Station for Queen Elizabeth Medical Centre and the University of Birmingham

Services operated by West Midlands Railway unless otherwise shown

- a Arrival time
- d Departure time

GW Service operated by Great Western Railway
 XC Service operated by CrossCountry.

Passengers will need to hold a valid ticket for travel by these services.
 Tickets shown WMR/LNR services only are not valid.

Valid from 18 May to 11 December 2026

Mondays to Fridays

	GW	GW	GW	GW	GW	XC	GW	XC	GW	XC	XC	GW					
Hereford d		0523								0709		0734					
Ledbury d		0540								0726		0751					
Colwall d		0548								0732		0757					
Great Malvern d		0543	0553	0612		0644		0713	0737		0812	0842	0856				
Malvern Link d		0546	0556	0615		0647		0717	0740		0815	0845	0859				
Worcester Foregate St a		0554	0605	0623		0655		0726	0749		0824	0853	0908				
Worcester Foregate St d		0559	0606	0624		0656	0705	0715	0723	0727	0740	0749	0815	0824	0840	0854	0909
Worcester Shrub Hill a			0608				0658	0707		0730	0742	0752			0842		0912
Worcester Shrub Hill d	0512	0516	0610	0612	0643	0650	0700	0703		0731	0747	0757		0818	0847		0915
Worcestershire Parkway a		0521	0615		0648		0706			0737				0824			0920
Worcestershire Parkway d													0814				0914
Droitwich Spa a	0519	0607	0619	0632	0657	0712	0723	0731		0754	0804		0823	0833	0826	0854	0902
Droitwich Spa d	0520	0609	0624	0633	0658	0713	0724	0732		0755	0805		0824	0833		0856	0903
Hartlebury d	0527		0631					0731		0802			0831				
Kidderminster d	0533		0637		0708			0737		0808			0837			0907	
Blakedown d	0537		0642		0713			0742		0812			0842			0912	
Hagley d	0540		0646		0716			0745		0815			0845			0915	
Stourbridge Junction d	0545		0650		0720			0750		0820			0850			0920	
Bromsgrove d		0618		0642		0723		0742					0843			0912	
Barnt Green d																	
University d		0639		0700		0740		0800	0809		0829	0839		0900			0939
Birmingham New St a		0645		0708		0746		0809	0816		0836	0845		0909	0855	0936	0945
Birmingham Snow Hill a	0616		0716		0746			0816		0846			0916			0946	
Birmingham Moor Street a	0623		0723		0753			0823		0853			0923			0953	

	XC	GW	XC	GW	XC	GW	XC	GW	XC	GW	XC	GW	XC	GW					
Hereford d		0836				0940				1040				1140					
Ledbury d		0855				1000				1100				1200					
Colwall d		0902				1006				1106				1206					
Great Malvern d		0912		0956		1012		1059		1112			1158	1212					
Malvern Link d		0915		1000		1015		1102		1115			1202	1215					
Worcester Foregate St a		0924		1009		1023		1111		1123			1211	1223					
Worcester Foregate St d	0915	0924	0940	0953	1010	1015	1024	1040	1053	1112	1115	1124	1140	1149	1212	1215	1224	1240	1253
Worcester Shrub Hill a			0942	0955	1013		1042	1056		1115		1142	1152	1215		1242	1255		
Worcester Shrub Hill d			0947		1016		1047			1118		1147		1217		1247			
Worcestershire Parkway a				1021						1123				1222					
Worcestershire Parkway d		0926			1014		1026		1114		1126			1214		1226			
Droitwich Spa a	0923	0933	0954		1023	1033	1054			1123	1133	1154		1223	1233	1254			
Droitwich Spa d	0924	0933	0956		1024	1033	1056			1124	1133	1156		1224	1233	1256			
Hartlebury d	0931				1031					1131				1231					
Kidderminster d	0937		1007		1037		1107			1137		1207		1237		1307			
Blakedown d	0942		1012		1042		1112			1142		1212		1242		1312			
Hagley d	0945		1015		1045		1115			1145		1215		1245		1315			
Stourbridge Junction d	0950		1020		1050		1120			1150		1220		1250		1320			
Bromsgrove d		0943				1043						1143				1243			
Barnt Green d																			
University d		1000		1039		1100		1139		1200		1239		1300					
Birmingham New St a		0954	1009		1045	1055	1109		1149		1155	1209		1245		1255	1309		
Birmingham Snow Hill a	1016		1046		1116		1146		1216		1246		1316		1346				
Birmingham Moor Street a	1023		1053		1123		1153		1223		1253		1323		1353				

	XC	GW	XC	GW	XC	GW	XC	GW	XC	GW	XC	GW	XC	GW					
Hereford d		1240			1318		1340			1440			1518	1540					
Ledbury d		1300			1335		1400			1500			1535	1600					
Colwall d		1306			1342		1406			1506			1543	1606					
Great Malvern d		1312			1355		1412			1512			1555	1612					
Malvern Link d		1315			1358		1415			1515			1600	1615					
Worcester Foregate St a		1323			1408		1423			1523			1610	1623					
Worcester Foregate St d		1315	1324		1340	1352	1409	1415	1424	1440	1450	1515	1518	1524	1540	1549	1612	1615	1624
Worcester Shrub Hill a					1342	1354	1412		1442	1453		1521	1521	1542	1552	1615			
Worcester Shrub Hill d				1316	1347		1417		1447			1522	1522	1547	1617				
Worcestershire Parkway a				1322			1422					1527		1622					
Worcestershire Parkway d	1314			1326		1414		1426		1514		1526		1614		1626			
Droitwich Spa a		1323	1333		1354		1423		1433	1454		1523		1533	1554		1623		1632
Droitwich Spa d		1324	1333		1356		1424		1433	1456		1524		1533	1556		1624		1633
Hartlebury d		1331					1431					1531				1631			
Kidderminster d		1337		1407			1437			1507				1607		1637			
Blakedown d		1342		1412			1442			1512				1612		1642			
Hagley d		1345		1415			1445			1515				1615		1645			
Stourbridge Junction d		1350		1420			1450			1520				1620		1650			
Bromsgrove d			1343				1443					1543				1642			
Barnt Green d																			
University d	1339		1400		1439		1500		1539		1600		1639		1700				
Birmingham New St a	1345		1409		1355		1445		1455	1509		1555		1609		1645		1655	1709
Birmingham Snow Hill a	1416			1446		1516		1546		1616		1646		1716					
Birmingham Moor Street a	1423			1453		1523		1553		1623		1653		1723					

Notes & Symbols

- PlusBus add-on tickets available
- Connection with West Midlands Metro
- Station for Queen Elizabeth Medical Centre and the University of Birmingham

Services operated by West Midlands Railway unless otherwise shown

- a Arrival time
- d Departure time

GW Service operated by Great Western Railway

XC Service operated by CrossCountry.

Passengers will need to hold a valid ticket for travel by these services.

Tickets shown WMR/LNR services only are not valid.

Valid from 18 May to 11 December 2026

Mondays to Fridays

	GW	GW	XC	XC	GW	GW	XC	XC		GW	XC	XC	GW	GW
Hereford d					1640					1740				1840
Ledbury d					1700					1800				1900
Colwall d					1706					1806				1906
Great Malvern d	1632				1712					1812			1902	1912 1945
Malvern Link d	1636				1715					1815			1906	1915 1949
Worcester Foregate St a	1645				1723					1823			1916	1924 1958
Worcester Foregate St d	1645	1646	1655	1715	1724	1726	1740	1802	1815	1824	1840	1853	1915	1918 1924 1951 1959
Worcester Shrub Hill a	1649	1657			1729	1742		1805			1842	1856		1921 1954 2002
Worcester Shrub Hill d	1653				1730	1747	1755	1806			1847	1855		1926 1947 2003
Worcestershire Parkway a	1658				1736			1812						1931 2009
Worcestershire Parkway d			1714		1726			1814		1826			1914	1926
Droitwich Spa a	1653			1723	1733	1754	1802	1823	1833	1854	1902		1923	1933 1954
Droitwich Spa d	1656			1724	1733	1756	1803	1824	1833	1856	1903		1924	1933 1956
Hartlebury d				1731				1831					1931	
Kidderminster d	1707			1737		1807		1837		1907			1937	2007
Blakedown d	1712			1742		1812		1842		1912			1942	2012
Hagley d	1715			1745		1815		1845		1915			1945	2015
Stourbridge Junction d	1720			1750		1820		1850		1920			1950	2020
Bromsgrove d					1743		1812			1843		1912		1943
Barnt Green d														
University d		1739			1800		1830	1839		1900		1930	1939	2000
Birmingham New St a		1745	1755	1809			1839	1845	1854	1909		1939	1945	2009
Birmingham Snow Hill a	1746		1816			1846		1916		1946			2016	2046
Birmingham Moor Street a	1753		1823			1853		1923		1954			2023	2053

	XC	XC	GW	XC	XC	GW	XC	GW
Hereford d		1950				2040	2125	2200 2259
Ledbury d		2011				2112	2142	2217 2315
Colwall d		2017				2119	2148	2224 2321
Great Malvern d		2027			2115	2124	2153	2234 2326
Malvern Link d		2031			2118	2127	2156	2237 2329
Worcester Foregate St a		2039			2127	2135	2205	2246 2338s
Worcester Foregate St d	2015	2040	2040	2056	2111	2128	2136	2144 2206 2240 2249
Worcester Shrub Hill a			2042	2059		2130	2146	2242 2252 2346
Worcester Shrub Hill d			2047	2104			2151	2216 2247 2253
Worcestershire Parkway a				2110				2258
Worcestershire Parkway d	2014	2026			2121	2126		2209
Droitwich Spa a	2023	2048	2056		2119		2144	2158 2214 2223 2254
Droitwich Spa d	2024	2049	2056		2120		2145	2159 2215 2224 2255
Hartlebury d	2031				2127			2232 2302
Kidderminster d	2037		2107		2133		2209	2237 2308
Blakedown d	2042				2137			2242 2312
Hagley d	2045				2140			2245 2315
Stourbridge Junction d	2050		2115		2145		2217	2249 2319
Bromsgrove d		2058				2153		2224
Barnt Green d								
University d	2039		2115		2148		2239	2243
Birmingham New St a	2046	2055	2130		2154	2200	2218	2245 2250
Birmingham Snow Hill a	2116		2146	2216			2249	2320 2350
Birmingham Moor Street a	2132		2153	2223			2253	2324

Notes & Symbols

- PlusBus add-on tickets available
- Connection with West Midlands Metro
- Station for Queen Elizabeth Medical Centre and the University of Birmingham

Services operated by West Midlands Railway unless otherwise shown

GW Service operated by Great Western Railway

XC Service operated by CrossCountry.

Passengers will need to hold a valid ticket for travel by these services.

Tickets shown WMR/LNR services only are not valid.

- a Arrival time
- d Departure time
- s Stops to set down only

Valid from 23 May to 12 December 2026

Saturdays

	GW		GW	GW	XC		GW	XC	GW	XC	GW	XC	GW	XC						
Hereford d					0618									0740	0840					
Ledbury d					0635									0800	0900					
Colwall d					0642									0806	0906					
Great Malvern d		0554		0617	0635	0654		0712		0743			0812	0850	0912					
Malvern Link d		0557		0620	0638	0657		0715		0746			0815	0854	0915					
Worcester Foregate St a		0606		0628	0647	0706		0723		0755			0821	0903	0923					
Worcester Foregate St d		0607		0629	0648	0708		0715	0724	0741		0756	0815	0824	0828	0852	0904	0915	0924	0940
Worcester Shrub Hill a		0610			0650	0711			0726	0743		0759		0831	0855		0907		0942	
Worcester Shrub Hill d	0543	0605		0613	0619				0712			0731		0810		0847		0913		0947
Worcestershire Parkway a				0618					0717			0815		0837			0918			
Worcestershire Parkway d							0734				0814			0826			0914		0926	
Droitwich Spa a	0550	0612		0626	0637	0653			0723	0738			0823	0833		0855		0923	0933	0955
Droitwich Spa d	0551	0614		0627	0638	0656			0724	0739			0824	0833		0856		0924	0933	0956
Hartlebury d		0558			0634				0731				0831					0931		
Kidderminster d		0604			0640	0707			0737				0837			0907		0937		1007
Blakedown d		0608			0644	0712			0742				0842			0912		0942		1012
Hagley d		0611			0648	0715			0745				0845			0915		0945		1015
Stourbridge Junction d		0615			0652	0720			0750				0850			0920		0950		1020
Bromsgrove d			0623			0648				0749				0843						0943
Barnt Green d																				
University d					0709			0800		0809	0839			0900			0939			1000
Birmingham New St a		0646			0716			0806		0816	0845		0916	0855	0909		0945		0955	1009
Birmingham Snow Hill a		0646			0718	0746			0816				0916			0946		1016		1046
Birmingham Moor Street a		0653			0723	0753			0823				0923			0953		1023		1053

	GW	XC	GW	XC	GW	XC	GW	XC	GW	XC	GW	XC	GW	XC	GW	XC	GW					
Hereford d						0940								1040			1140					
Ledbury d						1000								1100			1200					
Colwall d						1006								1106			1206					
Great Malvern d			0959			1012				1050				1112		1155	1212					
Malvern Link d			1003			1015				1054				1115		1159	1215					
Worcester Foregate St a			1012			1023				1103				1123		1208	1223					
Worcester Foregate St d	0952		1013	1015		1024	1040	1052		1104	1115		1124	1140	1152	1209	1215	1224	1240	1250	1305	1315
Worcester Shrub Hill a	0954		1016			1042	1054			1107			1142	1154		1212		1242	1252		1308	
Worcester Shrub Hill d		0955		1017		1047				1115			1147			1215		1247			1312	
Worcestershire Parkway a				1022						1120				1220							1317	
Worcestershire Parkway d			1014			1026				1114			1126			1214		1226			1314	
Droitwich Spa a		1002			1023		1033	1055			1123		1133	1155			1223		1233	1254		1323
Droitwich Spa d		1003			1024		1033	1056			1124		1133	1156			1224		1233	1256		1324
Hartlebury d					1031						1131					1231						1331
Kidderminster d					1037			1107			1137			1207			1237			1307		1337
Blakedown d					1042			1112			1142			1212			1242			1312		1342
Hagley d					1045			1115			1145			1215			1245			1315		1345
Stourbridge Junction d					1050			1120			1150			1220			1250			1320		1350
Bromsgrove d		1012				1043						1143					1243					
Barnt Green d																						
University d			1039			1100			1139			1200			1239			1300			1339	
Birmingham New St a		1036	1045			1055	1109			1145			1155	1209		1245		1255	1309		1345	
Birmingham Snow Hill a				1116			1146			1216			1246			1316			1346			1416
Birmingham Moor Street a				1123			1153			1223			1253			1323			1353			1423

	XC	GW	XC	GW	XC	GW	XC	GW	XC	GW	XC	GW	XC	GW	XC													
Hereford d						1240								1320		1340						1440		1514		1540		
Ledbury d						1300								1337		1400							1500		1531		1600	
Colwall d						1306								1344		1406							1506		1538		1606	
Great Malvern d						1312								1355		1412						1450		1512		1543	1612	
Malvern Link d						1315								1358		1415						1454		1515		1546	1615	
Worcester Foregate St a						1323								1408		1423						1503		1523		1555	1623	
Worcester Foregate St d					1324	1340	1351		1410	1415		1424	1440	1452		1504	1515		1524	1540	1549		1556	1615		1624	1640	1652
Worcester Shrub Hill a					1342	1353		1413			1442	1454			1507			1542	1551				1559			1642	1655	
Worcester Shrub Hill d					1347			1415			1447				1515			1547					1613			1647		
Worcestershire Parkway a								1420							1520								1618			1647		
Worcestershire Parkway d	1326					1414				1426			1514				1526					1614			1626		1714	
Droitwich Spa a		1333	1354			1423			1433	1454				1523			1533	1554					1623			1633	1654	
Droitwich Spa d		1333	1356			1424			1433	1456				1524			1533	1556					1624			1633	1656	
Hartlebury d						1431								1531									1631					
Kidderminster d						1437				1507				1537				1607					1637				1707	
Blakedown d						1442				1512				1542				1612					1642				1712	
Hagley d						1445				1515				1545				1615					1645				1715	
Stourbridge Junction d						1420				1450				1520				1550					1620				1720	
Bromsgrove d			1343							1443							1543						1643					
Barnt Green d																												
University d			1400			1439				1500			1539			1600			1639				1700				1739	
Birmingham New St a	1355	1409			1445			1455	1509			1545			1555	1609			1645			1655	1709				1745	
Birmingham Snow Hill a				1446			1516			1546			1616			1646			1716			1746						
Birmingham Moor Street a				1453			1523			1553			1623			1653			1723			1753						

Notes & Symbols

- ➔ PlusBus add-on tickets available
- 🚊 Connection with West Midlands Metro
- § Station for Queen Elizabeth Medical Centre and the University of Birmingham

Services operated by West Midlands Railway unless otherwise shown

- a Arrival time
- d Departure time

GW Service operated by Great Western Railway
 XC Service operated by CrossCountry.
 Passengers will need to hold a valid ticket for travel by these services.
 Tickets shown WMR/LNR services only are not valid.

Valid from 23 May to 12 December 2026

Saturdays

	GW	XC	GW	XC	GW	XC	GW	XC	GW	XC	GW	XC	GW	XC				
Hereford d		1640				1740					1840			1940				
Ledbury d		1700				1800					1900			2000				
Colwall d		1706				1806					1906			2006				
Great Malvern d	1700	1712			1748	1812	1830			1900	1912			2012				
Malvern Link d	1704	1715			1752	1815	1833			1904	1915			2015				
Worcester Foregate St a	1713	1723			1801	1823	1841			1913	1923			2023				
Worcester Foregate St d	1715	1715	1724	1740	1752	1804	1815	1824	1840	1852	1915	1915	1924	1940	1950	2003	2015	2024
Worcester Shrub Hill a	1718			1742	1754	1807			1842	1854	1918			1942	1952	2006		
Worcester Shrub Hill d	1719			1747		1815			1847		1919			1947		2015		
Worcestershire Parkway a	1724					1820					1924					2020		
Worcestershire Parkway d		1726				1814			1826		1914			1926		2014		2026
Droitwich Spa a	1723		1733	1754		1823	1833	1854			1923			1933	1954		2023	2033
Droitwich Spa d	1724		1733	1756		1824	1833	1856			1924			1933	1956		2024	2033
Hartlebury d	1731					1831					1931						2031	
Kidderminster d	1737			1807		1837		1907			1937			2007			2037	
Blakedown d	1742			1812		1842		1912			1942			2012			2042	
Hagley d	1745			1815		1845		1915			1945			2015			2045	
Stourbridge Junction d	1750			1820		1850		1920			1950			2020			2050	
Bromsgrove d		1743						1843					1943					2043
Barnt Green d																		
University d		1800			1839			1900			1939			2000		2039		2100
Birmingham New St a		1755	1809		1845		1855	1909		1945		1955	2009		2045		2055	2109
Birmingham Snow Hill a	1816			1846		1916		1946			2016			2046			2116	
Birmingham Moor Street a	1823			1853		1923		1953			2023			2053			2123	

	GW	XC	GW	XC	GW				
Hereford d	2020		2040		2140	2250			
Ledbury d	2037		2100		2200	2307			
Colwall d	2044		2106		2206	2313			
Great Malvern d	2055		2112	2128	2204	2212	2244	2318	
Malvern Link d	2058		2115	2131		2215	2247	2321	
Worcester Foregate St a	2108		2123	2140	2215	2222	2256	2329s	
Worcester Foregate St d	2040	2109	2111	2124	2141	2215	2222	2226	2257
Worcester Shrub Hill a	2042	2112		2143	2218	2229	2300	2332	
Worcester Shrub Hill d	2047	2120		2147			2302		
Worcestershire Parkway a		2125					2307		
Worcestershire Parkway d			2126		2214				
Droitwich Spa a	2054	2119	2133	2154		2230			
Droitwich Spa d	2056	2120	2133	2156		2231			
Hartlebury d		2127		2204		2238			
Kidderminster d	2107	2133		2209		2244			
Blakedown d	2112	2137		2214		2248			
Hagley d	2115	2140		2217		2251			
Stourbridge Junction d	2120	2145		2221		2255			
Bromsgrove d			2147						
Barnt Green d									
University d			2208		2239				
Birmingham New St a		2154	2215		2245				
Birmingham Snow Hill a	2146	2216		2252		2327			
Birmingham Moor Street a	2153	2223		2257		2332			

Notes & Symbols

- PlusBus add-on tickets available
- Connection with West Midlands Metro
- Station for Queen Elizabeth Medical Centre and the University of Birmingham

Services operated by West Midlands Railway unless otherwise shown

- GW Service operated by Great Western Railway
 - XC Service operated by CrossCountry.
- Passengers will need to hold a valid ticket for travel by these services. Tickets shown WMR/LNR services only are not valid.

- a Arrival time
- d Departure time
- s Stops to set down only

Valid from 17 May to 6 December 2026

Sundays

	GW	GW	GW	GW	GW	XC	GW	GW	GW	XC	GW													
Hereford d				1010					1202		1356	1428												
Ledbury d				1027					1219		1419	1446												
Colwall d				1033					1225		1425	1453												
Great Malvern d		0857		0958	1039	1058		1157	1230		1358	1431	1458											
Malvern Link d		0901		1001	1041	1101		1200	1233		1401	1434	1501											
Worcester Foregate St a		0910		1010	1051	1110		1210	1241		1410	1442	1510											
Worcester Foregate St d	0815	0855	0911	0921	0955	1011	1052	1111	1121	1155	1211	1219	1242	1312	1327	1346	1355	1411	1426	1445	1511	1528		
Worcester Shrub Hill a	0818	0857	0914	0923	0957	1014	1054	1114	1123		1214	1221	1244	1315		1348		1414	1447		1514			
Worcester Shrub Hill d	0819	0905	0915	0928	0953	1005	1015	1027	1059	1115	1128		1215	1226	1255		1317		1415	1455		1515		
Worcestershire Parkway a	0824		0920				1020										1322		1420			1520		
Worcestershire Parkway d														1314								1514		
Droitwich Spa a	0912		0935	1000	1013		1034	1106		1135	1203		1233	1302			1335		1403		1434	1502		1536
Droitwich Spa d	0913		0936	1001	1013		1035	1107		1136	1203		1234	1303			1336		1404		1435	1503		1537
Hartlebury d				1008									1241								1442			
Kidderminster d			0946	1014			1045			1147			1247				1346				1447			1547
Blakedown d			0951	1018									1251								1451			
Hagley d			0954	1022			1051			1153			1255				1352				1455			1553
Stourbridge Junction d			0958	1026			1057			1157			1259				1357				1459			1557
Bromsgrove d	0922				1023			1116			1213			1313					1413			1513		
Barnt Green d																								
University d	0939				1040			1132			1230			1330	1339				1430			1530	1539	
Birmingham New St a	0945				1046			1138			1237			1337	1345				1437			1537	1545	
Birmingham Snow Hill a			1023	1056			1122			1222			1324					1422			1524			1622
Birmingham Moor Street a			1029	1100			1129			1229			1329					1429			1529			1629

	GW	GW	XC	GW	GW	GW	XC	GW	GW	GW	GW	XC												
Hereford d		1531	1600		1656	1731	1803				1956		2100											
Ledbury d		1548	1621		1719	1748	1819				2015		2117											
Colwall d		1555	1627		1725	1755	1826				2022		2123											
Great Malvern d		1600	1633	1658	1731	1800	1831	1857		1958	2027	2046	2128											
Malvern Link d		1603	1636	1702	1734	1803	1834	1901		2001	2030	2049	2131											
Worcester Foregate St a		1612	1644	1711	1742	1811	1842	1910		2010	2039	2058	2139											
Worcester Foregate St d	1546	1613	1626	1645	1712	1727	1743	1752	1812	1826	1843	1911	1941	1941	2011	2045	2059	2140						
Worcester Shrub Hill a	1549	1616	1647	1715	1745	1754	1816	1845	1914	1944	2014	2047	2102											
Worcester Shrub Hill d	1544	1556	1617	1655	1716	1750	1819	1855	1915	1936	2015	2035	2055	2103	2126									
Worcestershire Parkway a			1622		1721		1824		1920		2021		2108											
Worcestershire Parkway d				1714					1914				2114											
Droitwich Spa a	1551	1603	1634	1702		1735	1757		1834	1902		1943	2002	2042	2102							2133	2148	
Droitwich Spa d	1554	1603	1635	1703		1736	1803		1835	1903		1945	2003	2043	2103							2134	2149	
Hartlebury d			1642						1842					2051										
Kidderminster d	1605		1648			1746			1848			1955		2056									2144	
Blakedown d	1610					1751						2000												
Hagley d	1614		1654			1755			1854			2003											2150	
Stourbridge Junction d	1618		1659			1759			1858			2007											2154	
Bromsgrove d		1613		1713			1813			1913			2013										2158	
Barnt Green d																								
University d		1630		1730	1739		1830			1930	1939			2030								2130	2139	2215
Birmingham New St a		1637		1737	1745		1837			1937	1945			2037								2137	2145	2221
Birmingham Snow Hill a	1638		1724			1824			1923			2033			2133								2220	
Birmingham Moor Street a	1645		1729			1829			1926			2036			2137								2224	

Hereford d	2242
Ledbury d	2259
Colwall d	2305
Great Malvern d	2311
Malvern Link d	2314
Worcester Foregate St a	2322
Worcester Foregate St d	2222 2323
Worcester Shrub Hill a	2224 2325
Worcester Shrub Hill d	2229
Worcestershire Parkway a	
Worcestershire Parkway d	
Droitwich Spa a	2236
Droitwich Spa d	2237
Hartlebury d	
Kidderminster d	2247
Blakedown d	
Hagley d	2253
Stourbridge Junction d	2257
Bromsgrove d	
Barnt Green d	
University d	
Birmingham New St a	
Birmingham Snow Hill a	2324
Birmingham Moor Street a	

Notes & Symbols

- PlusBus add-on tickets available
- Connection with West Midlands Metro
- Station for Queen Elizabeth Medical Centre and the University of Birmingham

Services operated by West Midlands Railway unless otherwise shown

GW Service operated by Great Western Railway
 XC Service operated by CrossCountry.

Passengers will need to hold a valid ticket for travel by these services.
 Tickets shown WMR/LNR services only are not valid.

- a Arrival time
- d Departure time